



Product data sheet (in accordance with EU regulation no. 811/2013)




1	Brand name			Vaillant					
2	Models	I		VC DK 156/5-5 H					
		II		VC DK 246/5-5 H					
		III		-					
		IV		-					
		V		-					
		VI		-					
				I	II	III	IV	V	VI
3	Room heating: Seasonal energy-efficiency class	-	-	A	A	-	-	-	-
4	Room heating: Nominal heat output (*11)	P_{rated}	<i>kW</i>	14	20	-	-	-	-
5	Room heating: Seasonal energy efficiency (*8)	η_s	%	93	94	-	-	-	-
6	Annual energy consumption (*8)	Q_{HE}	<i>kWh</i>	8.543	11.764	-	-	-	-
7	Sound power level, indoor	$L_{WA indoor}$	<i>dB(A)</i>	43	47	-	-	-	-
8	 All specific precautions for assembly, installation and maintenance are described in the operating and installation instructions. Read and follow the operating and installation instructions.								
9	 All of the data that is included in the product information was determined by applying the specifications of the relevant European directives. Differences to product information listed elsewhere may result in different test conditions. Only the data that is contained in this product information is applicable and valid.								
10	Temperature application	-	-	High/Medium/Low	High/Medium/Low	-	-	-	-

(*8) For average climatic conditions


(*11) For boilers and combination boilers with a heat pump, the nominal heat output "Prated" is the same as the design load in heating mode "Pdesignh", and the nominal heat output for an auxiliary boiler "Psup" is the same as the additional heating output "sup(TJ)"



Product information (in accordance with EU regulation no. 813/2013)

1	Brand name			Vaillant					
2	Models		I	VC DK 156/5-5 H					
			II	VC DK 246/5-5 H					
			III	-					
			IV	-					
			V	-					
			VI	-					
				I	II	III	IV	V	VI
11	Floor-standing condensing boiler	-	-	✓	✓	-	-	-	-
12	Low-temperature boiler (*2)	-	-	✓	✓	-	-	-	-
13	B1 floor-standing boiler	-	-	-	-	-	-	-	-
14	Room boiler with combined heat and power	-	-	-	-	-	-	-	-
15	Auxiliary boiler	-	-	-	-	-	-	-	-
16	Combination boiler	-	-	-	-	-	-	-	-
17	Room heating: Nominal heat output (*11)	P_{rated}	kW	14	20	-	-	-	-
18	Usable heat output at nominal heat output and high-temperature operation (*1)	P_4	kW	14,1	20,1	-	-	-	-
19	Usable heat output at 30% of the nominal heat output and low-temperature operation (*2)	P_1	kW	4,7	6,7	-	-	-	-
20	Room heating: Seasonal energy efficiency	η_s	%	93	94	-	-	-	-
21	Efficiency for nominal heat output and high-temperature application (*4)	η_4	%	88,6	88,7	-	-	-	-
22	Efficiency at 30% of the nominal heat output and low-temperature application (*5)	η_1	%	97,9	98,7	-	-	-	-
23	Auxiliary power consumption: Full load	eI_{max}	kW	0,028	0,029	-	-	-	-
24	Auxiliary power consumption: Partial load	eI_{min}	kW	0,014	0,013	-	-	-	-
25	Power consumption: Standby-mode	P_{SB}	kW	0,002	0,002	-	-	-	-
26	Heat loss: Standby	P_{stby}	kW	0,057	0,057	-	-	-	-
27	Ignition flame energy consumption	P_{ign}	kW	0	0	-	-	-	-
28	Nitrogen oxide emissions	NO_x	mg/kWh	23	29	-	-	-	-
29	Manufacturer	-	-	Vaillant	Vaillant	-	-	-	-
30	Manufacturer's address	-	-	Vaillant GmbH Berghauser Str. 40 42859 Remscheid Germany	Vaillant GmbH Berghauser Str. 40 42859 Remscheid Germany	-	-	-	-
31	 All specific precautions for assembly, installation and maintenance are described in the operating and installation instructions. Read and follow the operating and installation instructions.								
32	 This floor-standing boiler with natural draught must only be connected to a flue gas installation assigned to one of several dwellings in existing buildings. The flue gas installation directs combustion residues from the installation room into the open air. It draws the combustion air directly from the installation room and is equipped with an atmospheric sensing device. Due to low efficiency, you must avoid using this floor-standing boiler for any other purposes – it would lead to higher energy consumption and higher operating costs.								
33	 Read and follow the operating and installation instructions regarding assembly, installation, maintenance, removal, recycling and/or disposal.								



34	 <p>All of the data that is included in the product information was determined by applying the specifications of the relevant European directives. Differences to product information listed elsewhere may result in different test conditions. Only the data that is contained in this product information is applicable and valid.</p>
35	Nominal heat output for auxiliary heating (*3) P_{sup} <i>kW</i> 0 0 - - - -
36	Type of energy input for the auxiliary boiler - - - - - - - -

- (*1) High-temperature operation means a return temperature of 60 °C at the boiler inlet and a flow temperature of 80 °C at the boiler outlet.
- (*2) Low-temperature operation means a return temperature (at the boiler inlet) of 30 °C for the floor-standing condensing boiler, of 37 °C for a low-temperature floor-standing boiler and of 50 °C for other boilers.
- (*3) If the CDH value is not determined by a measurement, the specified value CDH = 0.9 applies for the reduction factor.
- (*4) High-temperature operation means a return temperature of 60 °C at the boiler inlet and a flow temperature of 80 °C at the boiler outlet.
- (*5) Low-temperature operation means a return temperature (at the boiler inlet) of 30 °C for the floor-standing condensing boiler, of 37 °C for a low-temperature floor-standing boiler and of 50 °C for other boilers.
- (*11) For boilers and combination boilers with a heat pump, the nominal heat output "Prated" is the same as the design load in heating mode "Pdesignh", and the nominal heat output for an auxiliary boiler "Psup" is the same as the additional heating output "sup(Tj)"



2017-12-04



0020243420_01

